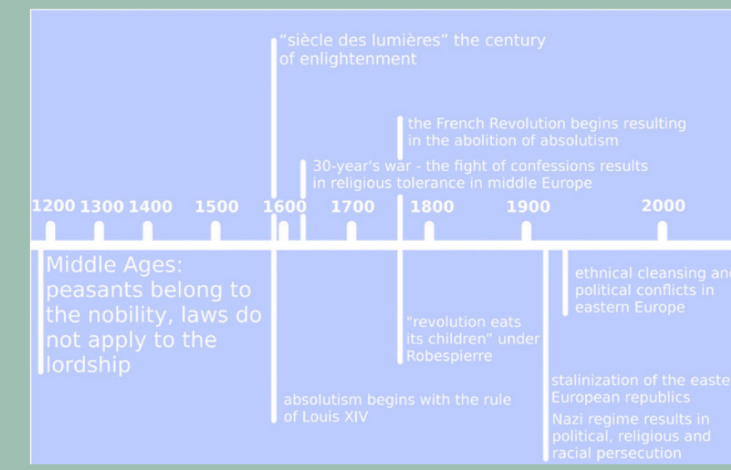




<https://www.erasmus-plus-bereci.com/en/results/>

Web 2.0 Tools

To plan, synchronise, cooperate: use a timeline!



<https://www.officetimeline.com/online>

word
Insert Tab, Click SmartArt
In SmartArt, Graphics
Catalogue
Click Process
double-click, Timeline
Layout
Click Text1, and then type

<https://www.beaooet.com/timeline3D/mac/>

Web 2.0 Tools to structure, to collect, to collaborate, to organise!

to structure:
- Mindmeister
- Timeline
- Popplet
- xmind

to collaborate:
- Etherpad
- Padlet
- Titanpad
- google drive
- Mural (mural.co)
- iflashcards
- quizlet (vocab.)

to organize:
- Foodle
- Doodle
- wheeldecide
- Tricider

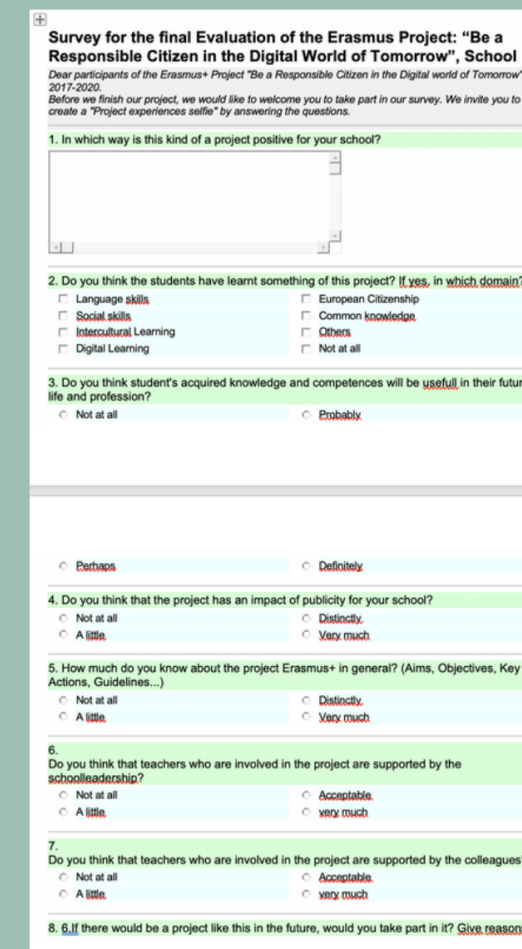
to collect:
- Tricider
- Padlet
- answergarden
- wordle

to take notes:
- Colomote
- Notizen-App
- OneNote
- Evernote
- Google Notizen/
- Google Keep



Posters like these:
Micro soft Publisher
Canva
Piktochart
<https://www.designcap.com/app/>

To conduct a survey, to get feedback!



GrafStat:
You get the program for students, teachers, schools through the Federal Agency for Civic Education (Bpb):
<https://www.bpb.de/lernen/grafstat/>

Q-SEE:
<https://www.q-set.de>

SurveyMonkey:
<https://www.surveymonkey.de>

Mentimeter:
<https://www.mentimeter.com>

Socrative:
<https://www.socrative.com>

You want to create scenarios?!

GeoGebra



Scratch

<https://scratch.mit.edu>

Swift

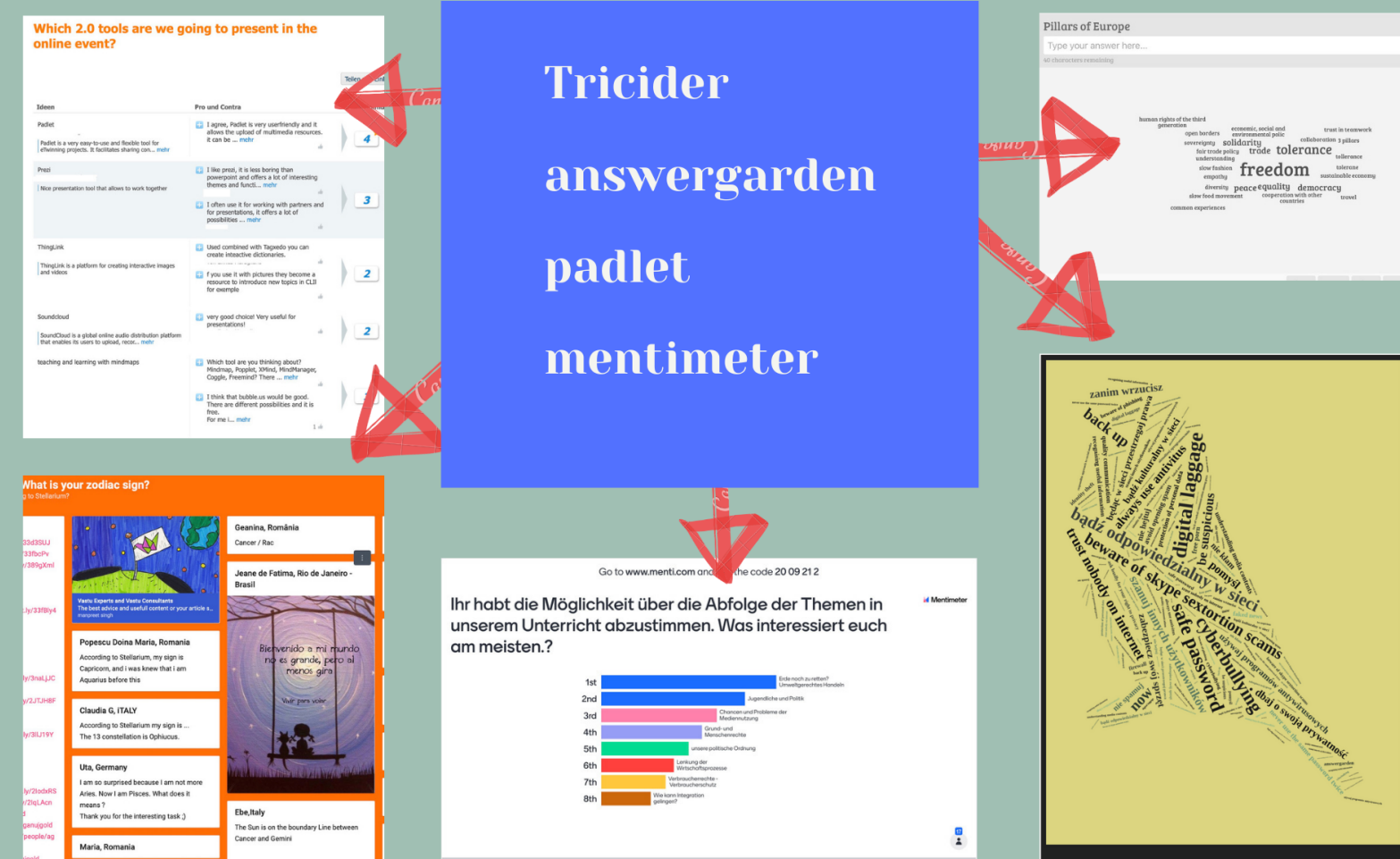
(programming language)
<https://www.apple.com/swift/>

Be careful with your photo!
Create a digital portrait!

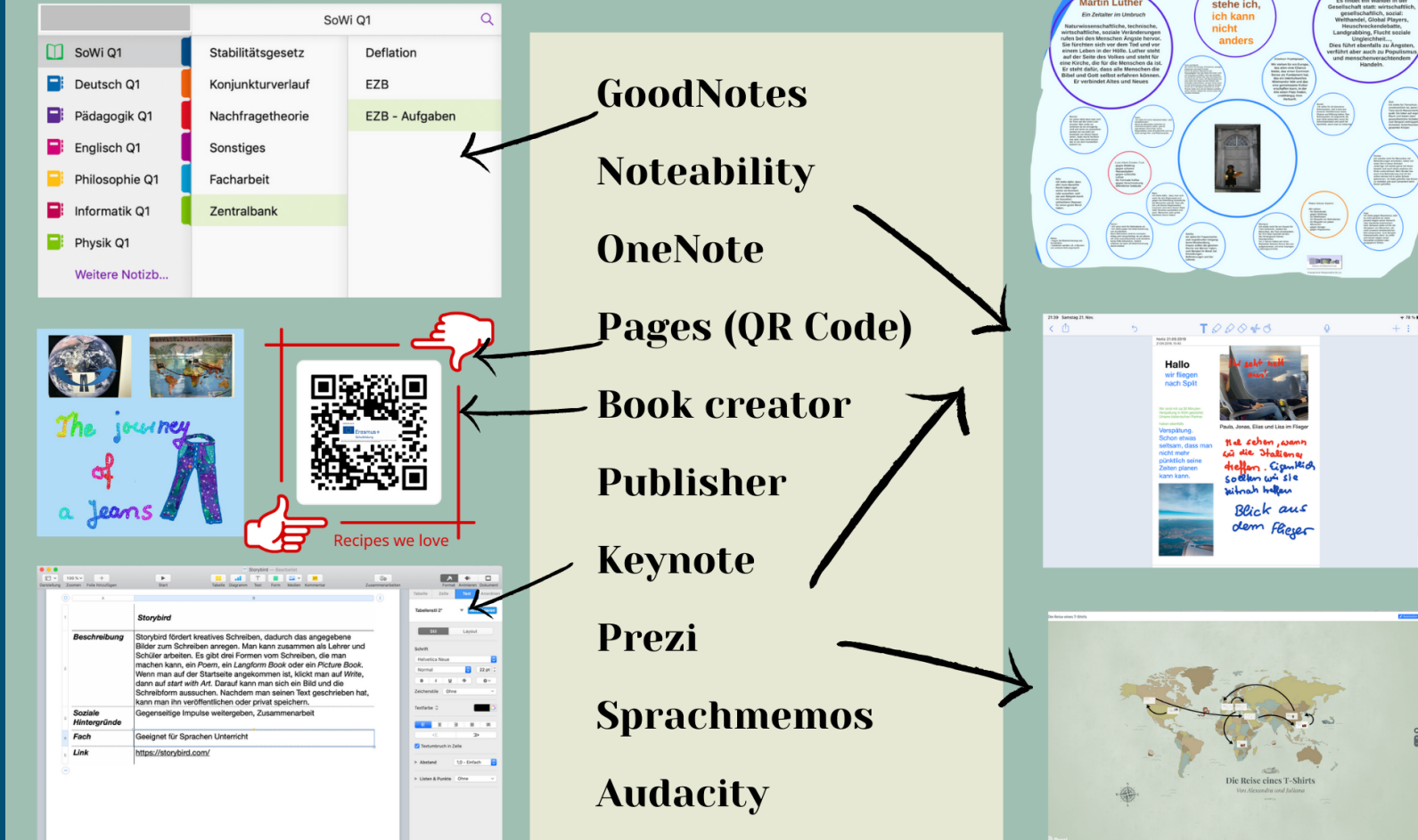


Tools and Apps: Photoviva (<http://photovivaapp.com>)
Avatar Maker (<https://avatarmaker.net>)
Varnist (App for Android and IOS)

Gather ideas, vote!



To write down, to present to save contents!



GoodNotes
Noteability
OneNote
Pages (QR Code)
Book creator
Publisher
Keynote
Prezi
Sprachmemos
Audacity

Some Apps for specific subjects!

Biology
• DIE KLEINE WALDFIBEL
• ICELL (ENGL.)
• NDKMOL
• PROMETHEUSLERNKARTEN APP

Languages
• DUOLINGO
• PONS ONLINE
• TRANSLATOR
• BABEL

Geographie Politics
• SATERRA GOOGLE
• UNSERE WELT: GEOGRAPHIE LERNEN (E, GER)
• GOOGLE EARTH PRO
• GEO MASTER PLUS

Mathematics
• GEOGEBRA
• MATHEXPERTE
• MYSCRIPICALCULATOR
• FORMELSAMMLUNG MATHEMATIK
• MATHEMATICS

To make a collage!



Piccollage
Picutch
CollageFactory (IOS)
Padlet
Apps for Poster

To present results in a film

Storytelling

Storytelling is the ability to make a story appealing. There are different elements that make a story appealing.
At the beginning of a film project there must be an idea: an observation, a statement, a picture... This idea must be implemented consistently, and three questions should be considered first:
- Who should see the film after its creation?
- What should the film be about?
- What statement should the film make?
Thus a sketch is created which is the basis for the script.
The elements that run through the film idea as a guideline:
= KNOWING: You have to know the story very well; for example, when we talk about a museum, it is necessary to know why the museum exists and why it was built.
= THE CONTEXT: One must have a clear objective. For example, make a video about a museum. The video must tell a fascinating story, for example about the context in which this story was made.
= CONTEMPORANITY (updating): refer to the objects we still use today, the references, the clothes, the objects used in the scenes must be contemporary. Otherwise your message will be interpreted be part to another time.
= RHYTHM of the narrative: History must be consistent, but it must not explain everything.
= SOUND: the tone is a basic commentary that must follow the emotion
VOICES: The voiceover must be a commentary and must never dominate.
the voices of the interviews must be clear and few words

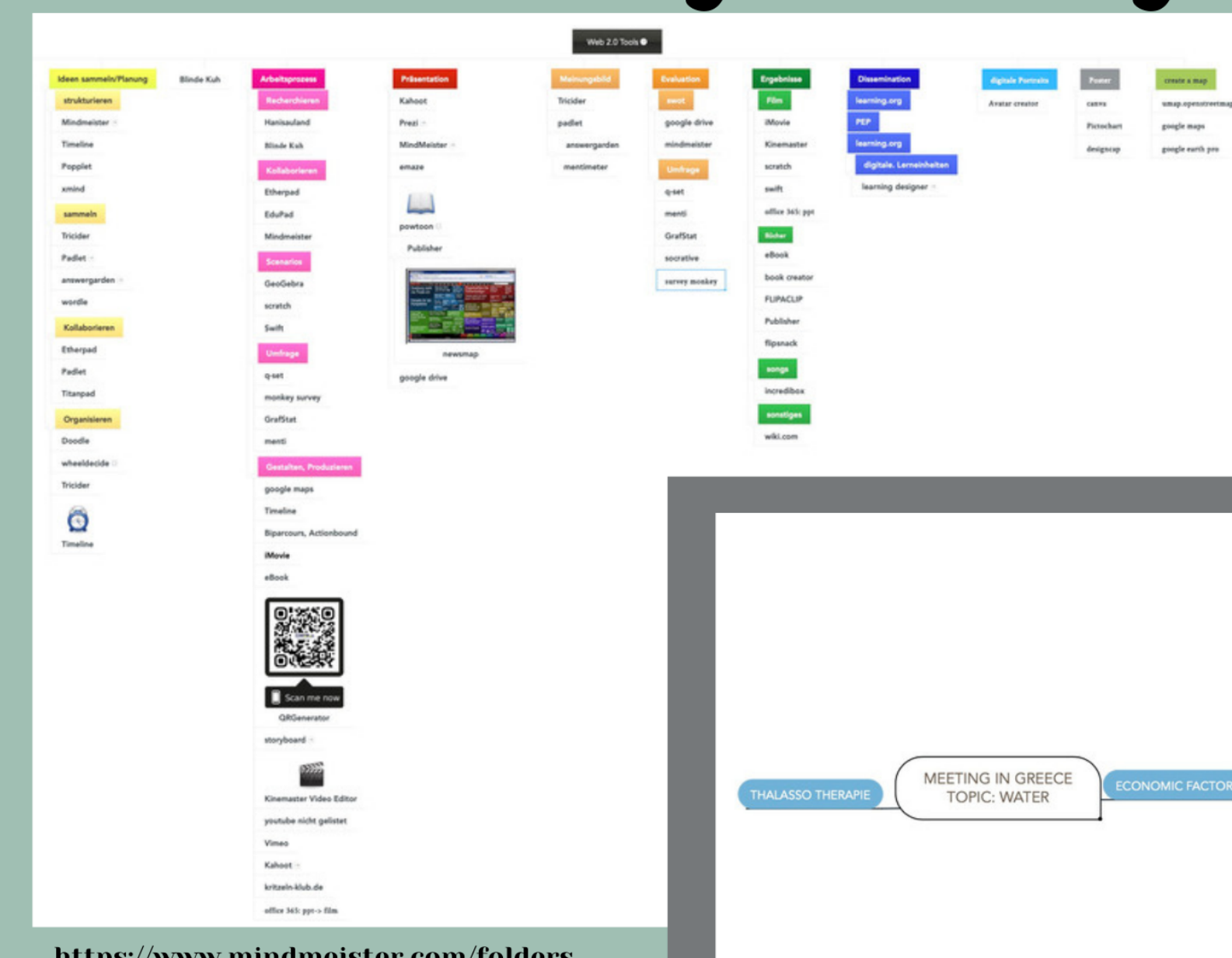
Tools, Programs

- iMovie
- Kinemaster
- scratch
- swift
- office 365: from a ppt to film
- Magix
- Video editor
- FlipaClip



Cyberbullying

Free development of thoughts, structuring, associating?



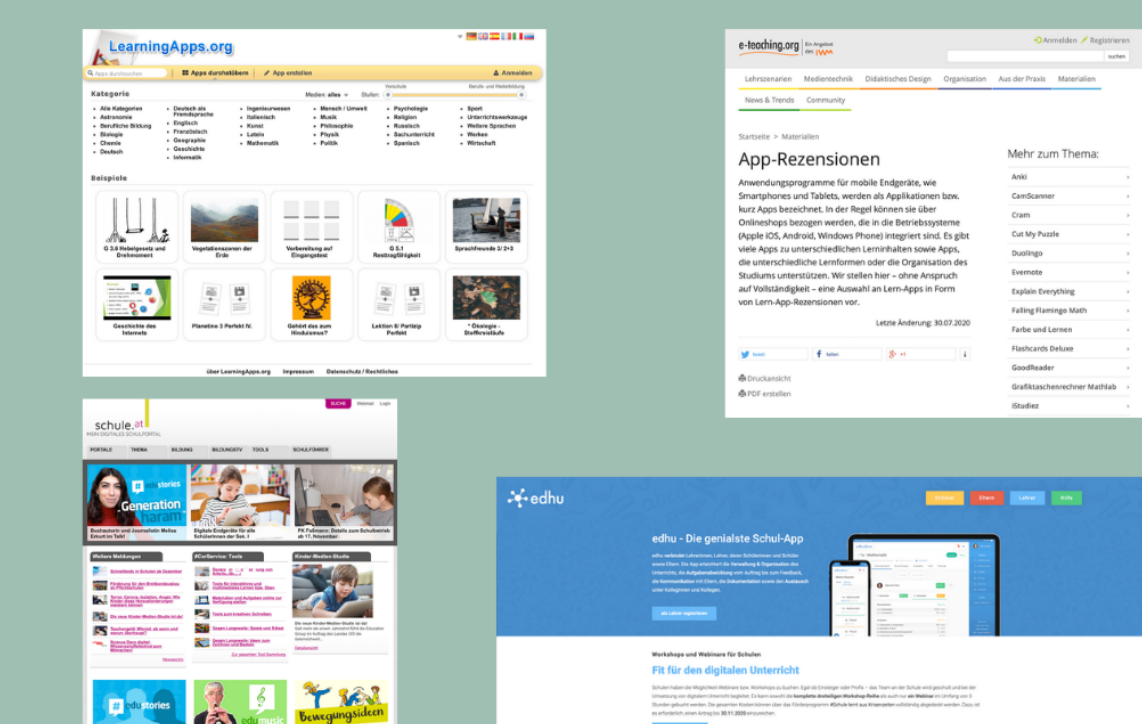
<https://www.mindmeister.com/folders>
<https://www.popplet.com>
<https://www.freeplane.org/wiki/index.php/Home>
<https://www.xmind.net/de/>

use a mindmap!

Last not least!

To get more tools!

- <https://www.schule.at/startseite.html>
- <https://www.e-teaching.org/materialien/apps>
- <https://learningapps.org>
- <https://eduh.school>



This calendar is a result of our Erasmus+ project "Be a Responsible Citizen in the Digital World of Tomorrow" and was created in cooperation with our partner schools in Italy, Greece, Finland, Croatia and Poland for students.
Feel free to use it privately in your lessons:
<https://www.erasmus-plus-bereci.com/en/results/>
We wish you a lot of fun and are happy if you like it.