

Welcome to
our sewing
event.

We are happy
to meet
students and
teachers from
different
countries
Enjoy it.

Europe needs a vision: not alone but together
We would like to sew breathing masks together. We will
try it out on 15th May at Inda-Gymnasium. Join us

online:

**[https://inda-gymnasium.adobeconnect.com/
rsmw0thxn0sg/](https://inda-gymnasium.adobeconnect.com/rsmw0thxn0sg/)**






Prepare your materials:

- You can sew by hand, but a machine would be better
- cut out the pieces of cotton: 34 x 19, and two pieces 52x3,5

Fold and iron the
cotton in the middle

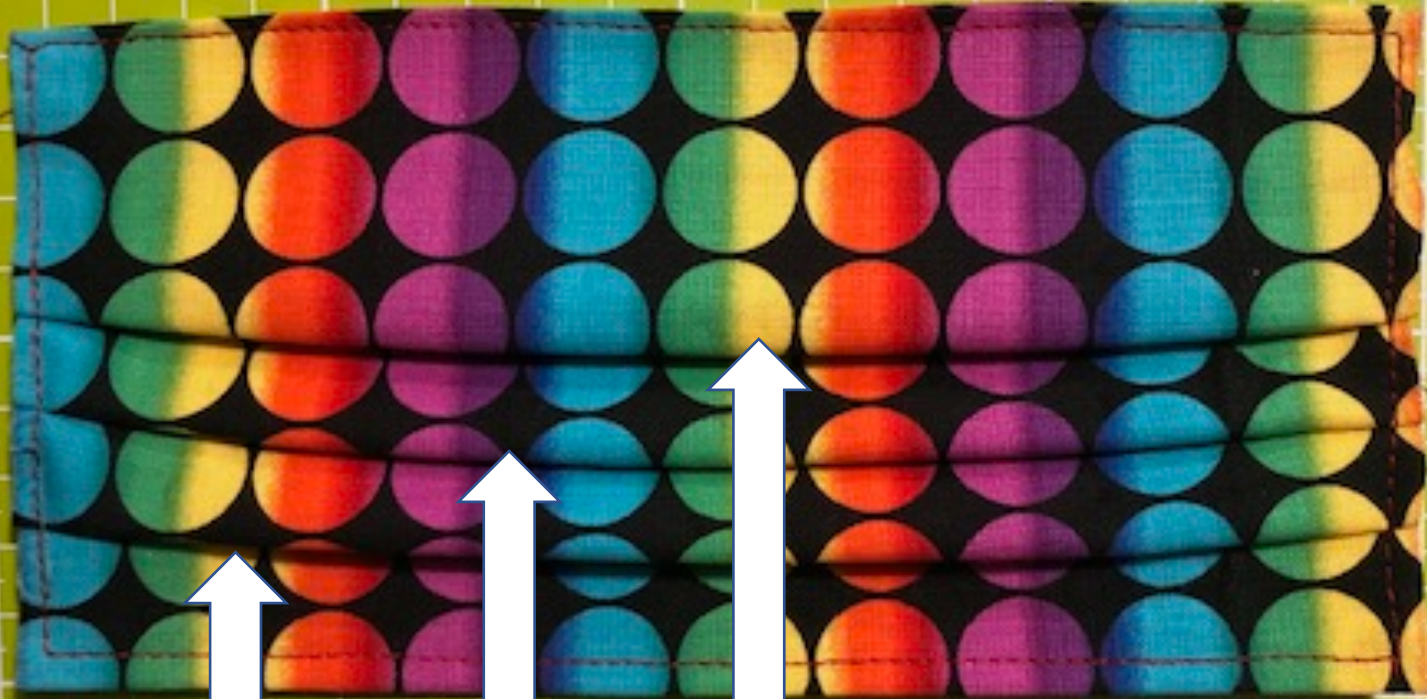




Fold and iron the ribbons this way sew the cotton on 2 sides, so that one side is open

Turn the material





Fold three pleats and iron them.
The first pleat 3 cm from the edge. Each pleat 1 cm.

sew with
large stitches





curl the cotton slightly

Fix it by
sewing






Add the ribbons

Sew the ends of the
ribbons





Fix it with needles or
brackets
Then sew the ribbons

Sew a small eyelet at one end through which the ribbon fits





Congratulations

you have reached your
goal

you have your personal
mask

